

**CERTIFICATE TO BE GIVEN BY CHARTERED ACCOUNTANTS**

We have audited the accounts of **LORD'S EDUCATION & HEALTH SOCIETY**, 5-C, Hansalya Building, 15 Barakhamba Road, New Delhi -110001, PAN No. AAATL3799B, FCRA Regd. No. 231660757, Society Regd. No. S-47696 of Delhi, for the financial year ending 31st March, 2017 and examined all relevant books and vouchers and certify that according to the audited account:

- (i) The brought forward foreign contribution at the beginning of the financial year was Rs. **1,20,59,648.00***.

*(This amount does not include Rs. 6,00,000.00 deposited/paid towards Fixed deposit during financial year 2015-16.)

- (ii) Foreign contribution of worth Rs. 20,13,34,033.00 was received by the Association during the financial year ending 31st March, 2017.

- (iii) Interest accrued on foreign contribution and other income derived from foreign contribution or interest thereon of worth Rs. 47,63,210.00* was received by the Association during the financial year 2016-17.

*(This amount includes bank interest amounting to Rs. 12,63,210.00 and Earnest Money received from PHC amounting to Rs. 35,00,000.00)

- (iv) The balance of unutilised foreign contribution with the Association at the end of the financial year ending 31st March, 2017 was Rs. 1,89,03,227.00*.

*(This amount does not include Rs. 6,00,000.00 deposited /paid towards Fixed deposit during financial year 2015-16.)

- (v) Certified that the Association has maintained the accounts of foreign contribution and records relating thereto in the manner specified in section 19 of the Foreign Contribution (Regulation) Act, 2010 (42 of 2010) read with rule 17 of the Foreign Contribution (Regulation) Rules, 2011.

- (vi) The information in this certificate and in the enclosed Balance Sheet and statement of Receipt and Payment is correct as checked by me/us.

- (vii) The association has utilized the foreign contribution received for the purpose(s) it is registered under Foreign Contribution (Regulation) Act, 2010.

For CHARNALIA BHATIA & GANDHI**Chartered Accountants****Firm Reg. no: 012006N****(ARUN BHATIA)****Partner****Membership No: 082789****Place: New Delhi****Date: 14/12/2017**

LORDS EDUCATION AND HEALTH SOCIETY
Balance Sheet as at 31st March, 2017
(All amounts are in Indian Rupees)

PARTICULARS	Notes	As at March 31, 2017	As at March 31, 2016
SOURCES OF FUNDS			
Members fund			
Corpus fund	1	231,016	231,016
Income & expenditure account	2	22,172,386	4,140,008
Current liabilities & provisions			
Other current liabilities & provisions	3	12,810,975	21,307,085
Provisions	4	2,430,016	1,181,958
		37,644,393	26,860,067
APPLICATION OF FUNDS			
Fixed assets			
Tangible assets	13	2,404,883	2,783,936
Intangible assets	13	38,977	97,442
Current assets			
Cash & cash equivalents	5	16,890,262	12,659,649
Loans and advances	6	17,943,654	11,319,040
Other current assets	7	366,617	-
		37,644,393	26,860,067

The accompanying notes are an integral part of the financial statements

As per our report of even date

For CHARNALIA BHATIA & GANDHI
Chartered Accountants
Firm registration number: 012006N

Arun Bhatia
Partner
Membership No.: 082789

Place: New Delhi

Date: 14/12/2017



For and on behalf of the Managing Committee of
Lord Education and Health Society

Rajesh Ranjan Singh
Chief Operating Officer



LORDS EDUCATION AND HEALTH SOCIETY
Income and Expenditure Account for the year ended March 31, 2017
(All amounts are in Indian Rupees)

Particulars	Notes	For the year ended March 31, 2017	For the year ended March 31, 2016
Income			
Grants income	8	213,726,202	131,549,790
Other income	9	1,711,930	1,319,163
Total Income		215,438,132	132,868,953
Expenditure			
Employee benefits expense	10	18,702,180	30,752,268
Administrative expenses	11	17,078,577	10,654,637
Program expenses	12	160,356,768	93,614,163
Depreciation and amortization expense	13	1,268,229	1,939,682
Total expenditure		197,405,754	136,960,750
Excess of Income over Expenditure (I-II) carried to balance sheet		18,032,378	(4,091,797)

The accompanying notes are an integral part of the financial statements


As per our report of even date


For CHARNALIA BHATIA & GANDHI
Chartered Accountants
Firm registration number: 012006N


Arun Bhatia
Partner
Membership No.: 082789
Place: New Delhi
Date: 14/12/2017



For and on behalf of the Managing Committee of
Lord Education and Health Society


Rajesh Ranjan Singh
Chief Operating Officer




LORDS EDUCATION AND HEALTH SOCIETY
Receipts & Payments Accounts for the year ended March 31, 2017
(All amounts are in Indian Rupees)

Receipts	Amount	Payments	Amount
Opening Balance			
Bank Accounts	12,059,405	Purchase of fixed assets	906,116
Fixed Deposits	600,000		
Cash-in-Hand	243		
Amount Received		Payment towards:	
Grants received	201,334,033	Program expenses	148,425,924
Interest received	1,263,210	Employee Benefit Expense	20,040,266
Earnest Money(RFP of PPP of PHC)	3,500,000	Rent	7,646,824
		Legal & Professional	18,826,827
		Repair & Maintenance	767,833
		Communication expenses	1,757,433
		Printing & Stationary	362,312
		Miscellaneous Expenses	520,129
		Payment of Advances	
		Adavance to Vendor and Consultants etc	2,612,966
		Closing Balance	
		Bank Accounts	10,788,849
		Fixed Deposits	6,100,000
		Cash-in-Hand	1,412
Total	218,756,891	Total	218,756,891

As per our report of even date

For CHARNALIA BHATIA & GANDHI
Chartered Accountants
Firm registration number: 012006N



Arun Bhatia
Partner
Membership No.: 082789

Place: New Delhi
Date: 14/12/2017



For and on behalf of the Managing Committee of
Lord Education and Health Society



Rajesh Ranjan Singh
Chief Operating Officer




LORDS EDUCATION AND HEALTH SOCIETY

Notes to financial statements for the year ended March 31, 2017

(All amounts are in Indian Rupees)

1. Corpus Fund	As at March 31, 2017	As at March 31, 2016
Corpus funds	231,016	231,016
	231,016	231,016
2. Balance in Income & expenditure account	As at March 31, 2017	As at March 31, 2016
Opening balance	4,140,008	8,231,805
Surplus/ (deficit) for the year	18,032,378	(4,091,797)
	22,172,386	4,140,008
3. Other Current liabilities & provisions	As at March 31, 2017	As at March 31, 2016
Trade payables	8,904,330	19,995,517
Employee benefits payable	1,770,476	78,253
Other Liabilities		
TDS payable	1,503,325	894,593
PF & ESI Payable	632,844	338,722
	12,810,975	21,307,085
4. Provisions	As at March 31, 2017	As at March 31, 2016
Provision for Gratuity	1,227,623	857,055
Provision for Leave Encashment	1,202,393	324,903
	2,430,016	1,181,958
5. Cash and bank balances	As at March 31, 2017	As at March 31, 2016
Cash in hand	1,412	243
Balances with Scheduled banks		
- in bank accounts	10,788,850	12,059,406
- in fixed deposits account	6,100,000	600,000
	16,890,262	12,659,649
6. Loans & advances	As at March 31, 2017	As at March 31, 2016
Security deposit	1,461,395	4,407,433
Prepaid expenses	874,122	109,042
Advances recoverable in cash or kind	15,526,033	6,802,565
Advance income-tax	82,104	-
	17,943,654	11,319,040
7. Other current assets	As at March 31, 2017	As at March 31, 2016
Interest accrued but not due on fixed deposits	366,617	-
	366,617	-



LORDS EDUCATION AND HEALTH SOCIETY
Notes to financial statements for the year ended March 31, 2017
(All amounts are in Indian Rupees)

8. Grants income	For the year ended March 31, 2017	For the year ended March 31, 2016
Grant Income	213,726,202	131,549,790
	213,726,202	131,549,790
9. Other income	For the year ended March 31, 2017	For the year ended March 31, 2016
Interest income on		
Bank account	890,899	1,319,163
Bank deposits	821,031	-
Miscellaneous income	-	-
	1,711,930	1,319,163
10. Employee benefits expense	For the year ended March 31, 2017	For the year ended March 31, 2016
Salary, wages and bonus	15,640,456	27,625,181
Contribution to provident and other funds	3,054,689	1,827,091
Staff welfare expenses	333,620	442,942
Gratuity Expenses	(326,585)	857,054
	18,702,180	30,752,268
11. Administrative expenses	For the year ended March 31, 2017	For the year ended March 31, 2016
Rent	5,686,705	4,737,102
Legal and professional	7,500,533	2,249,781
Repairs and maintenance	1,049,692	857,381
Communication costs	545,207	515,483
Printing and Stationery	388,031	317,526
Audit Fees (refer details below)	500,000	500,000
Training, Meeting & Workshop	733,115	847,344
Miscellaneous expenses	675,294	630,020
	17,078,577	10,654,637
Payment to Auditor		
As Auditor		
- Audit Fees	500,000	500,000
	500,000	500,000
12. Program Expenses	For the year ended March 31, 2017	For the year ended March 31, 2016
Public Health Centre expenses*	119,219,089	65,934,274
Legal and Professional fees	28,491,060	17,358,088
Travelling and conveyance	9,120,580	3,992,324
Training, Meeting & Workshop	1,945,908	5,844,138
Printing and Stationery	580,131	184,339
Donation	1,000,000	301,000
Total	160,356,768	93,614,163

* includes employee benefit expenses of INR 69,275,422 (PY Nil) pertaining to employees providing services at Primary Health Centres.



LORDS EDUCATION AND HEALTH SOCIETY
Notes to financial statements for the year ended March 31, 2017
(All amounts are in Indian Rupees)

13. Fixed assets

Particulars	Tangibles			Total	Intangibles	
	Computers	Furniture & Fixtures	Office Equipments		Leasehold Improvement	Software
Gross Block						
At 31 March 2015	578,346	790,795	751,928	2,121,069	392,062	392,062
Additions	176,520	24,270	49,576	2,985,083	54,675	54,675
Disposals	-	-	-	-	-	-
At 31 March 2016	754,866	815,065	801,504	5,106,152	446,737	446,737
Additions	444,594	233,225	152,892	830,711	-	-
Disposals	-	-	-	-	-	-
At 31 March 2017	1,199,460	1,048,290	954,396	5,936,863	446,737	446,737
Accumulated Depreciation						
At 31 March 2015	270,260	94,095	130,086	494,441	237,388	237,388
Charge for the year	288,064	72,097	100,256	1,827,775	111,907	111,907
Disposals	-	-	-	-	-	-
At 31 March 2016	558,324	166,192	230,342	2,322,216	349,295	349,295
Charge for the year	331,186	88,210	106,689	1,209,764	58,465	58,465
Disposals	-	-	-	-	-	-
At 31 March 2017	889,510	254,402	337,031	3,531,980	407,760	407,760
Net Block						
At 31 March 2016	196,542	648,873	571,162	2,783,936	97,442	97,442
At 31 March 2017	309,950	793,888	617,365	2,404,883	38,977	38,977

